

# CLASIFICATORIAS

## CAMPEONATO CATALUNYA 1:8 PISTA GAS

2 de Mayo de 2021 - Club RC Santa Oliva

Q

Pos / Serie / Coche / Piloto	Q1	Q2	Q3
1 1 6 Sergi Franch Codina	1 12L 4:03.965	1 13L 4:14.076	1 12L 3:59.691
2 1 1 Isaac -	13 5L 3:50.488	3 12L 4:11.713	2 12L 4:05.643
3 2 2 Jonathan Rodriguez Alonso	2 12L 4:18.241	2 12L 4:10.012	4 12L 4:13.853
4 1 3 Vicente Garcia Ruano	3 11L 4:04.296	4 12L 4:13.169	3 12L 4:11.222
5 1 2 Francesco Armano Rinaldi	6 11L 4:14.908	6 11L 4:13.457	5 12L 4:19.692
6 2 6 Juan -	8 11L 4:21.499	5 11L 4:05.778	7 11L 4:19.846
7 2 4 David Tamayo Jiménez	11 8L 3:35.460	7 10L 3:49.528	6 11L 4:08.084
8 1 4 Jesus Rico Gomez	4 11L 4:14.242	10 5L 4:00.560	8 10L 4:02.065
9 2 7 Jose Luis Bretcha Gonzalez	5 11L 4:14.400	9 10L 4:12.969	13 -
10 2 5 Carlos -	7 11L 4:17.711	12 2L 54.589	13 -
11 2 3 Fernando Criado Gabas	9 10L 4:05.846	8 10L 4:02.242	9 10L 4:11.792
12 1 5 Carlos -	10 9L 3:33.018	13 -	13 -
13 2 1 Pedro -	12 5L 2:12.161	11 3L 1:14.845	10 3L 3:52.337



# SERIES CLASIFICATORIAS

## CAMPEONATO CATALUNYA 1:8 PISTA GAS

2 de Mayo de 2021 - Club RC Santa Oliva



SERIE

**2**

Coche / Piloto		Transponder
1	1 Pedro - <i>Pedro -</i>	8194974
2	2 Jonathan Rodriguez Alonso <i>Jonathan Rodr.</i>	1590771
3	3 Fernando Criado Gabas <i>Nando</i>	4080019
4	4 David Tamayo Jiménez <i>David Tamayo</i>	2399724
5	5 Carlos - <i>Carlos -Padre</i>	4045252
6	6 Juan - <i>Juan -</i>	2980372
7	7 Jose Luis Bretcha Gonzalez <i>Jose Luis Bre.</i>	2809898

SERIE

**1**

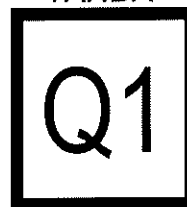
Coche / Piloto		Transponder
1	1 Isaac - <i>Isaac -</i>	5984922
2	2 Francesco Armano Rinaldi <i>Francesco Arm.</i>	6601485
3	3 Vicente Garcia Ruano <i>Vicente Garcia</i>	2686634
4	4 Jesus Rico Gomez <i>Jesus Rico</i>	3137564
5	5 Carlos - <i>Carlos -Hijo</i>	2554597
6	6 Sergi Franch Codina <i>Sergi Franch</i>	7135507



# CLASIFICATORIA 1 - SERIE 1

## CAMPEONATO CATALUNYA 1:8 PISTA GAS

2 de Mayo de 2021 - Club RC Santa Oliva



Pos	Coche	Piloto	Vueltas	Tiempo	Rápida	Media	Top3	Top5	Top10	
1	6	Sergi Franch Codina	<i>Sergi Franch</i>	12L 4:03.965	19.805 LAP 11	20.330 R 97.6%	19.882 S 99.2%	19.956 S 98.5%	20.158 S 96.5%	
2	3	Vicente Garcia Ruano	<i>Vicente Garcia</i>	11L 4:04.296	+1L	21.284 LAP 5	22.209 R 91.2%	21.355 S 99.3%	21.447 S 98.5%	21.625 S 96.8%
3	4	Jesus Rico Gomez	<i>Jesus Rico</i>	11L 4:14.242	+9.946	21.492 LAP 5	23.113 R 95.8%	21.856 S 96.6%	22.301 S 92.6%	22.967 S 86.7%
4	2	Francesco Armano Rinaldi	<i>Francesco Arm.</i>	11L 4:14.908	+0.666	21.085 LAP 9	23.173 R 87.0%	21.322 S 97.8%	21.522 S 95.9%	22.316 S 88.7%
5	5	Carlos -	<i>Carlos -Hijo</i>	9L 3:33.018	+2L	21.042 LAP 5	23.669 R 85.0%	21.364 S 97.0%	21.754 S 93.3%	
6	1	Isaac -	<i>Isaac -</i>	5L 3:50.488	+4L	20.747 LAP 3	21.034 R 98.9%	20.905 S 98.5%	21.034 S 97.3%	

Regularidad: desviación respecto a la vuelta media  
Solidaz: desviación respecto a la vuelta rápida

L	Sergi Franch 12L 4:03.965	Vicente Garcia 11L 4:04.296	Jesus Rico 11L 4:14.242	Francesco Arm. 11L 4:14.908	Carlos -Hijo 9L 3:33.018	Isaac - 5L 3:50.488 Δ +30.000 +205.319
*	4 14.060 0.000	2 1.563 0.000	5 17.528 0.000	1 0.000 0.000	3 12.870 0.000	6 3:05.319 2:05.319
1	1 21.050 21.050	2 21.640 21.640	4 23.747 23.747	5 31.743 31.743	3 23.076 23.076	6 21.092 2:26.411
2	1 20.112 41.162	2 21.530 43.170	4 21.885 45.632	5 21.413 53.156	3 22.094 45.170	6 20.920 2:47.331
3	1 20.555 1:01.717	2 21.702 1:04.872	4 24.100 1:09.732	5 22.762 1:15.918	3 21.733 1:06.903	6 20.747 3:08.078
4	1 20.134 1:21.851	2 21.703 1:26.575	4 24.575 1:34.307	5 21.468 1:37.366	3 23.065 1:29.968	6 21.048 3:29.126
5	1 21.338 1:43.189	2 21.284 1:47.859	4 21.492 1:55.799	5 22.495 1:59.661	3 21.042 1:51.010	6 21.362 3:50.488
6	1 20.079 2:03.268	2 21.459 2:09.318	4 23.113 2:18.912	5 22.034 2:21.915	3 21.318 2:12.328	
7	1 20.630 2:23.898	2 21.649 2:30.967	4 22.990 2:41.902	5 24.498 2:46.413	3 22.584 2:34.912	
8	1 20.057 2:43.955	2 28.044 2:59.011	4 22.947 3:04.849	5 23.576 3:09.989	3 25.727 3:00.639	
9	1 19.885 3:03.840	2 21.322 3:20.333	3 23.153 3:28.002	4 21.085 3:31.074	5 32.379 3:33.018	
10	1 19.955 3:23.795	2 22.107 3:42.440	3 24.049 3:52.051	4 21.608 3:52.682		
11	1 19.805 3:43.609	2 21.856 4:04.296	3 22.191 4:14.242	4 22.226 4:14.908		
12	1 20.365 4:03.965					

\* La vuelta 0 no se contabiliza en el resultado de Vueltas / Tiempo

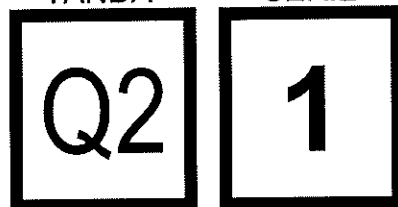
△ Los pilotos etiquetados han iniciado sus mangas tarde y reciben penalización de tiempo



# CLASIFICATORIA 2 - SERIE 1

## CAMPEONATO CATALUNYA 1:8 PISTA GAS

2 de Mayo de 2021 - Club RC Santa Oliva



Pos / Coche / Piloto	Vueltas / Tiempo		Rápida	Media	Top3	Top5	Top10	
1 6 Sergi Franch Codina	<i>Sergi Franch</i>	13L 4:14.076	19.179 LAP 8	19.544 R 99.1%	19.263 S 99.1%	19.380 S 97.9%	19.486 S 96.8%	
2 1 Isaac -	<i>Isaac -</i>	12L 4:11.713	+1L	20.148 LAP 10	20.976 R 97.1%	20.311 S 98.4%	20.415 S 97.4%	20.787 S 93.8%
3 3 Vicente Garcia Ruano	<i>Vicente Garcia</i>	12L 4:13.169	+1.456	20.158 LAP 6	21.097 R 97.4%	20.478 S 96.9%	20.626 S 95.4%	20.920 S 92.6%
4 2 Francesco Armano Rinaldi	<i>Francesco Arm.</i>	11L 4:13.457	+1L	21.652 LAP 3	23.042 R 93.8%	21.899 S 97.7%	22.076 S 96.1%	22.680 S 90.7%
5 4 Jesus Rico Gomez	<i>Jesus Rico</i>	5L 4:00.560	+6L	22.791 LAP 5	48.112 R 0.0%	23.580 S 93.2%	48.112	
6 5 Carlos -	<i>Carlos -Hijo</i>	-						

Regularidad: desviación respecto a la vuelta media  
Solidez: desviación respecto a la vuelta rápida

L	Sergi Franch 13L 4:14.076	Isaac - 12L 4:11.713	Vicente Garcia 12L 4:13.169	Francesco Arm. 11L 4:13.457	Jesus Rico 5L 4:00.560	Carlos -Hijo -
*	③ 7.978 0.000	① 0.000 0.000	② 3.336 0.000	④ 13.297 0.000	⑤ 13.764 0.000	
1	① 19.535 19.535	③ 21.283 21.283	② 20.860 20.860	④ 22.827 22.827	⑤ 23.804 23.804	
2	① 19.629 38.164	② 20.530 41.813	③ 21.262 42.122	④ 21.776 44.603	⑤ 24.146 47.950	
3	① 19.673 58.837	② 20.677 1:02.490	③ 21.088 1:03.210	④ 21.652 1:06.255	⑤ 26.594 1:14.544	
4	① 19.575 1:18.412	② 20.610 1:23.100	③ 22.153 1:25.363	④ 22.395 1:28.650	⑤ 2:23.225 3:37.769	
5	① 19.583 1:37.995	② 22.104 1:45.204	③ 20.721 1:46.084	④ 22.994 1:51.644	⑤ 22.791 4:00.560	
6	① 19.581 1:57.576	③ 21.413 2:06.617	② 20.158 2:06.242	④ 22.287 2:13.931		
7	① 19.763 2:17.339	③ 21.251 2:27.868	② 20.555 2:26.797	④ 22.268 2:38.199		
8	① 19.179 2:36.518	③ 20.481 2:48.349	② 20.836 2:47.633	④ 26.657 3:02.856		
9	① 19.386 2:55.904	② 20.305 3:08.654	③ 21.094 3:08.727	④ 24.090 3:26.946		
10	① 19.225 3:15.129	② 20.148 3:28.802	③ 21.505 3:30.232	④ 23.888 3:50.834		
11	① 19.582 3:34.711	② 21.741 3:50.543	③ 21.122 3:51.354	④ 22.623 4:13.457		
12	① 19.585 3:54.296	② 21.170 4:11.713	③ 21.815 4:13.169			
13	① 19.780 4:14.076					

\* La vuelta 0 no se contabiliza en el resultado de Vueltas / Tiempo



# CLASIFICATORIA 3 - SERIE 1

## CAMPEONATO CATALUNYA 1:8 PISTA GAS

**Q3**

**1**

2 de Mayo de 2021 - Club RC Santa Oliva

Pos / Coche / Piloto	Vueltas / Tiempo		Rápida	Media	Top3	Top5	Top10
1 6 Sergi Franch Codina <i>Sergi Franch</i>	12L	3:59.691	19.374 LAP 6	19.974 R 97.4%	19.525 S 98.4%	19.606 S 97.6%	19.794 S 95.7%
2 1 Isaac - <i>Isaac -</i>	12L	4:05.643 +5.952	19.841 LAP 9	20.470 R 98.2%	20.032 S 98.1%	20.113 S 97.3%	20.355 S 94.9%
3 3 Vicente Garcia Ruano <i>Vicente Garcia</i>	12L	4:11.222 +5.579	20.122 LAP 7	20.935 R 95.7%	20.228 S 98.9%	20.326 S 98.0%	20.637 S 94.9%
4 2 Francesco Armano Rinaldi <i>Francesco Arm.</i>	12L	4:19.692 +8.470	20.914 LAP 12	21.641 R 97.0%	20.954 S 99.6%	21.080 S 98.4%	21.440 S 95.0%
5 4 Jesus Rico Gomez <i>Jesus Rico</i>	10L	4:02.065 +2L	21.749 LAP 7	24.207 R 81.6%	21.978 S 97.9%	22.081 S 97.0%	24.206 S 78.7%
6 5 Carlos - <i>Carlos -Hijo</i>		-					

Regularidad: desviación respecto a la vuelta media  
Solidez: desviación respecto a la vuelta rápida

L	Sergi Franch	Isaac -	Vicente Garcia	Francesco Arm.	Jesus Rico	Carlos -Hijo
	12L 3:59.691	12L 4:05.643	12L 4:11.222	12L 4:19.692	10L 4:02.065	-
* 5	28.215 0.000	1.633 0.000	0.000 0.000	3.997 0.000	6.454 0.000	
1	21.327 21.327	20.622 20.622	20.987 20.987	22.090 22.090	22.620 22.620	
2	20.402 41.729	21.074 41.698	20.482 41.489	22.159 44.249	23.438 46.059	
3	19.799 1:01.528	20.589 1:02.285	21.294 1:02.763	22.935 1:07.184	22.244 1:08.302	
4	19.719 1:21.247	20.276 1:22.561	23.559 1:26.322	21.423 1:28.607	21.972 1:30.274	
5	19.677 1:40.924	20.610 1:43.171	20.661 1:46.983	20.991 1:49.598	22.212 1:52.486	
6	19.374 2:00.298	20.592 2:03.763	20.288 2:07.271	20.957 2:10.555	22.226 2:14.712	
7	19.951 2:20.249	20.123 2:23.886	20.122 2:27.393	21.339 2:31.894	21.749 2:36.461	
8	19.866 2:40.115	20.573 2:44.459	20.274 2:47.687	21.198 2:53.092	36.419 3:12.880	
9	19.735 2:59.850	19.841 3:04.300	20.463 3:08.130	22.359 3:15.451	23.166 3:36.046	
10	19.524 3:19.374	20.193 3:24.493	20.979 3:29.109	21.876 3:37.327	26.019 4:02.065	
11	20.420 3:39.794	20.131 3:44.624	21.057 3:50.166	21.451 3:58.778		
12	19.897 3:59.691	21.019 4:05.643	21.056 4:11.222	20.914 4:19.692		

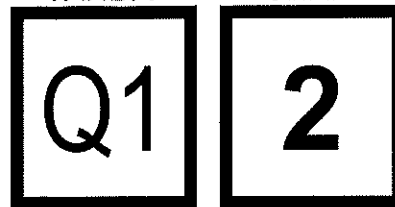
\* La vuelta 0 no se contabiliza en el resultado de Vueltas / Tiempo



# CLASIFICATORIA 1 - SERIE 2

## CAMPEONATO CATALUNYA 1:8 PISTA GAS

2 de Mayo de 2021 - Club RC Santa Oliva



Pos / Coche / Piloto	Vueltas / Tiempo		Rápida	Media	Top3	Top5	Top10
1 2 Jonathan Rodriguez Alonso <i>Jonathan Rodr.</i>	12L	4:18.241	20.790 LAP 9	21.520 R 95.6%	20.853 S 99.4%	20.952 S 98.4%	21.157 S 98.5%
2 7 Jose Luis Bretcha Gonzalez <i>Jose Luis Bre.</i>	11L	4:14.400	+1L	21.837 LAP 7	23.127 R 94.8%	21.987 S 98.6%	22.220 S 96.5%
3 5 Carlos - <i>Carlos -Padre</i>	11L	4:17.711	+3.311	22.411 LAP 4	23.428 R 95.5%	22.510 S 99.1%	22.683 S 97.6%
4 6 Juan - <i>Juan -</i>	11L	4:21.499	+3.788	22.035 LAP 10	23.773 R 93.8%	22.388 S 98.8%	22.711 S 94.0%
5 3 Fernando Criado Gabas <i>Nando</i>	10L	4:05.846	+1L	22.772 LAP 9	24.585 R 95.0%	23.177 S 96.5%	23.641 S 92.5%
6 4 David Tamayo Jiménez <i>David Tamayo</i>	8L	3:35.460	+2L	21.699 LAP 6	26.933 R 71.3%	22.531 S 92.5%	23.259 S 86.1%
7 1 Pedro - <i>Pedro -</i>	5L	2:12.161	+3L	24.484 LAP 3	26.432 R 89.9%	24.870 S 96.9%	26.432 S 84.7%

Regularidad: desviación respecto a la vuelta media  
Sólidez: desviación respecto a la vuelta rápida

L	Jonathan Rodr. 12L 4:18.241	Jose Luis Bre. 11L 4:14.400	Carlos - Padre 11L 4:17.711	Juan - 11L 4:21.499	Nando 10L 4:05.846	David Tamayo 8L 3:35.460	Pedro - 5L 2:12.161
*	4 13.123 0.000	3 12.811 0.000	7 43.590 0.000	2 10.904 0.000	1 0.000 0.000	5 13.582 0.000	6 34.398 0.000
1	1 22.541 22.541	2 22.894 22.894	5 23.801 23.801	7 27.525 27.525	4 23.696 23.696	3 23.275 23.275	6 26.587 26.587
2	1 24.134 46.675	2 25.241 48.135	3 26.165 49.966	6 23.775 51.300	4 26.273 49.969	7 28.067 51.342	5 24.509 51.096
3	1 21.215 1:07.890	2 23.289 1:11.424	3 23.358 1:13.324	5 24.239 1:15.639	4 24.877 1:14.846	7 25.688 1:17.030	6 24.484 1:15.580
4	1 21.511 1:29.401	3 25.299 1:36.723	2 22.411 1:35.735	5 24.382 1:39.921	4 24.257 1:39.103	7 45.411 2:02.441	6 25.617 1:41.197
5	1 21.142 1:50.543	3 22.944 1:59.667	2 23.452 1:59.187	5 24.313 2:04.234	4 23.064 2:02.167	7 25.425 2:27.866	6 30.964 2:12.161
6	1 21.741 2:12.284	2 22.237 2:21.904	3 23.296 2:22.483	4 23.711 2:27.945	5 26.137 2:28.304	6 23.031 2:50.897	
7	1 20.917 2:33.201	2 21.837 2:43.741	3 24.222 2:46.705	4 23.094 2:51.039	5 25.915 2:54.219	6 22.864 3:13.761	
8	1 21.100 2:54.301	2 23.468 3:07.209	3 22.982 3:09.687	4 23.297 3:14.336	5 24.414 3:18.633	6 21.699 3:35.460	
9	1 20.790 3:15.091	2 21.886 3:29.095	3 22.906 3:32.593	4 22.217 3:36.553	5 22.772 3:41.405		
10	1 21.104 3:36.195	2 23.058 3:52.153	3 22.659 3:55.252	4 22.035 3:58.588	5 24.441 4:05.846		
11	1 20.851 3:57.046	2 22.247 4:14.400	3 22.459 4:17.711	4 22.911 4:21.499			
12	1 21.195 4:18.241						

\* La vuelta 0 no se contabiliza en el resultado de Vueltas / Tiempo



# CLASIFICATORIA 2 - SERIE 2

## CAMPEONATO CATALUNYA 1:8 PISTA GAS

2 de Mayo de 2021 - Club RC Santa Oliva

TANDA

SERIE

Q2

2

Pos / Coche / Piloto	Vueltas / Tiempo	Rápida	Media	Top3	Top5	Top10
1 2 Jonathan Rodriguez Alonso	Jonathan Rodr. 12L 4:10.012	19.919 LAP 11	20.834 R 98.0%	20.320 S 96.0%	20.454 S 94.7%	20.723 S 92.1%
2 6 Juan -	Juan - 11L 4:05.778 +1L	21.335 LAP 9	22.343 R 96.5%	21.627 S 97.3%	21.774 S 95.9%	22.176 S 92.3%
3 4 David Tamayo Jiménez	David Tamayo 10L 3:49.528 +1L	21.905 LAP 1	22.953 R 95.7%	21.967 S 99.4%	22.177 S 97.5%	22.953 S 90.7%
4 3 Fernando Criado Gabas	Nando 10L 4:02.242 +12.714	23.146 LAP 5	24.224 R 96.8%	23.383 S 98.0%	23.571 S 96.4%	24.224 S 90.9%
5 7 Jose Luis Bretcha Gonzalez	Jose Luis Bre. 10L 4:12.969 +10.727	21.229 LAP 6	25.297 R 68.2%	21.615 S 96.4%	21.902 S 93.8%	25.297 S 65.3%
6 1 Pedro -	Pedro - 3L 1:14.845 +7L	23.816 LAP 1	24.948 R 93.2%	24.948 S 90.7%		
7 5 Carlos -	Carlos -Padre 2L 54.589 +1L	25.726 LAP 2				

Regularidad: desviación respecto a la vuelta media  
Solidez: desviación respecto a la vuelta rápida

L	Jonathan Rodr. 12L 4:10.012	Juan - 11L 4:05.778	David Tamayo 10L 3:49.528	Nando 10L 4:02.242	Jose Luis Bre. 10L 4:12.969	Pedro - 3L 1:14.845	Carlos - Padre 2L 54.589
*	18.982 0.000	11.658 0.000	38.164 0.000	0.000 0.000	14.313 0.000	24.269 0.000	13.909 0.000
1	21.501 21.501	21.993 21.993	21.905 21.905	24.563 24.563	47.886 47.886	23.816 23.816	28.863 28.863
2	20.620 42.121	21.893 43.886	23.979 45.884	24.955 49.518	24.588 1:12.474	24.138 47.954	25.726 54.589
3	21.048 1:03.169	21.994 1:05.880	23.161 1:09.045	23.944 1:13.462	22.309 1:34.783	26.891 1:14.845	
4	21.277 1:24.446	22.106 1:27.986	22.420 1:31.465	23.762 1:37.224	23.173 1:57.958		
5	21.026 1:45.472	24.017 1:52.003	22.088 1:53.553	23.146 2:00.370	21.316 2:19.272		
6	20.805 2:06.277	22.780 2:14.783	22.565 2:18.118	23.580 2:23.950	21.229 2:40.501		
7	21.147 2:27.424	22.731 2:37.514	24.990 2:41.108	25.269 2:49.219	22.300 3:02.801		
8	20.506 2:47.930	21.654 2:59.169	21.909 3:03.017	25.279 3:14.498	22.358 3:25.159		
9	20.691 3:08.621	21.335 3:20.503	23.183 3:26.200	24.322 3:38.820	22.684 3:47.843		
10	20.536 3:29.157	23.207 3:43.710	23.328 3:49.528	23.422 4:02.242	25.126 4:12.969		
11	19.919 3:49.076	22.068 4:05.778					
12	20.936 4:10.012						

\* La vuelta 0 no se contabiliza en el resultado de Vueltas / Tiempo



# CLASIFICATORIA 3 - SERIE 2

## CAMPEONATO CATALUNYA 1:8 PISTA GAS

2 de Mayo de 2021 - Club RC Santa Oliva

**Q3**

**2**

Pos	Coche	Piloto	Vueltas / Tiempo	Rápida	Media	Top3	Top5	Top10
1	2	Jonathan Rodriguez Alonso	Jonathan Rodr. 12L 4:13.853	20.355 LAP 10 R 95.7%	21.154 R 95.7%	20.450 S 99.1%	20.527 S 98.3%	20.825 S 95.4%
2	4	David Tamayo Jiménez	David Tamayo 11L 4:08.084 +1L	21.681 LAP 10	22.553 R 98.9%	21.848 S 98.5%	22.018 S 98.9%	22.424 S 93.3%
3	6	Juan -	Juan - 11L 4:19.846 +11.762	21.753 LAP 9	23.622 R 92.7%	22.445 S 93.7%	22.595 S 92.4%	23.174 S 87.4%
4	3	Fernando Criado Gabas	Nando 10L 4:11.792 +1L	22.820 LAP 10	25.179 R 81.7%	22.855 S 99.7%	22.998 S 98.4%	25.179 S 80.4%
5	1	Pedro -	Pedro - 3L 3:52.337 +7L	30.047 LAP 2	46.973 R 38.6%	46.973 S 19.1%		
7	5	Carlos -	Carlos -Padre -					
7	7	Jose Luis Bretcha Gonzalez	Jose Luis Bre. -					

Regularidad: desviación respecto a la vuelta media  
Salidez: desviación respecto a la vuelta rápida

L	Jonathan Rodr. 12L 4:13.853	David Tamayo 11L 4:08.084	Juan - 11L 4:19.846	Nando 10L 4:11.792	Pedro - 3L 3:52.337 Δ 1:00.000 +1:31.417	Carlos - Padre	Jose Luis Bre.
*	(4) 12.417 0.000	(3) 9.956 0.000	(1) 0.000 0.000	(2) 2.878 0.000	(5) 2:31.417 1:31.417		
1	(1) 20.979 20.979	(2) 22.285 22.285	(3) 22.782 22.782	(4) 25.017 25.017	(5) 1:20.292 2:51.709		
2	(1) 22.187 43.166	(2) 22.420 44.705	(3) 23.304 46.086	(4) 23.157 48.174	(5) 30.047 3:21.756		
3	(1) 20.822 1:03.988	(2) 23.382 1:08.097	(3) 22.908 1:08.994	(4) 22.899 1:11.073	(5) 30.581 3:52.337		
4	(1) 21.287 1:25.275	(2) 21.732 1:29.819	(3) 22.816 1:31.810	(4) 22.846 1:33.819			
5	(1) 23.413 1:48.688	(2) 22.645 1:52.464	(3) 28.109 1:59.919	(4) 38.015 2:11.934			
6	(1) 21.859 2:10.547	(2) 22.131 2:14.595	(3) 24.485 2:24.404	(4) 24.830 2:36.764			
7	(1) 20.628 2:31.175	(2) 23.844 2:38.439	(3) 24.917 2:49.321	(4) 25.385 3:02.149			
8	(1) 20.656 2:51.831	(2) 22.371 3:00.810	(3) 22.824 3:12.145	(4) 23.269 3:25.418			
9	(1) 20.564 3:12.395	(2) 22.261 3:23.071	(3) 21.753 3:33.898	(4) 23.554 3:46.972			
10	(1) 20.355 3:32.750	(2) 21.681 3:44.752	(3) 23.148 3:57.046	(4) 22.820 4:11.792			
11	(1) 20.673 3:53.423	(2) 23.332 4:08.084	(3) 22.800 4:19.846				
12	(1) 20.430 4:13.853						

\* La vuelta 0 no se contabiliza en el resultado de Vueltas / Tiempo

Δ Los pilotos etiquetados han iniciado sus mangas tarde y reciben penalización de tiempo

